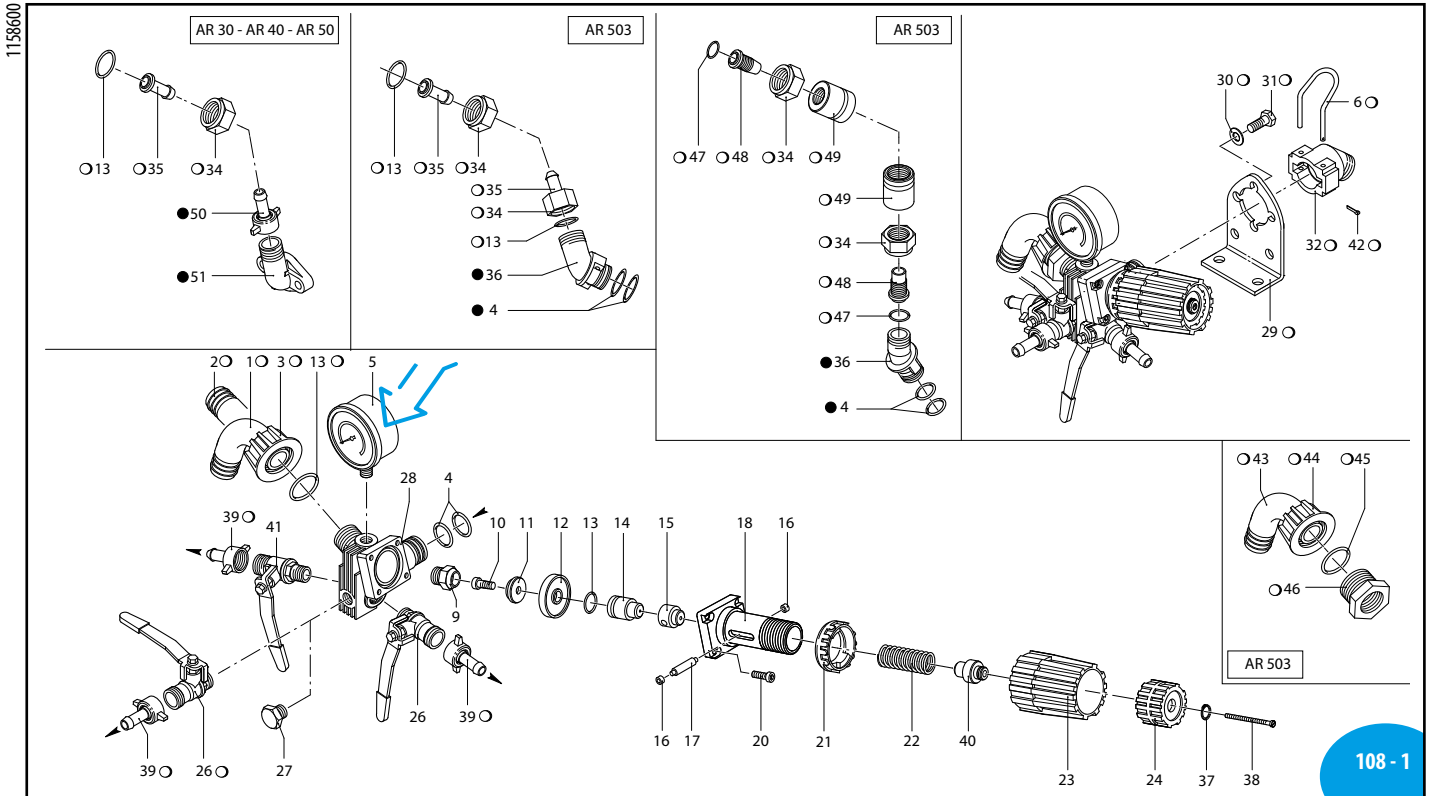


# ANNOVIREVERBERI

## RM 40

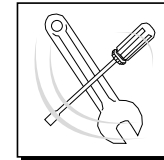
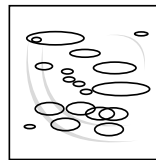


UN000493-GF

Pos	Cod.	Descrizione	Description	Q.ty	Note
1	550460	Curva Ø 18	Elbow	1	
2	800343	Portagomma Ø 20	Hose tail	1	Optional
	800342	Portagomma Ø 16	Hose tail	1	Optional
3	550450	Girello 3/4" G	Ring nut	1	
4	390180	Guarnizione OR Ø 18,72x2,62	O-ring	4	▶
5	550545	Manometro	Pressure gauge	1	0-80 bar ↻
	1151010	Manometro ISOMETRICO Ø63	Pressure gauge	1	0-50-80 bar ↻
6	1040690	Forcella	Fork	1	
9	1150520	Sede	Seat	1	⊕ C <sub>20</sub>
10	680560	Vite TCEI M6x16	Screw	1	Inox ⊕ C <sub>10</sub>
11	1040640	Valvola	Valve	1	Inox
12	1040630	Membrana	Diaphragm	1	Desmopan
	1040631	Membrana	Diaphragm	1	NBR
13	880830	Guarnizione OR Ø 15,54x2,62	O-ring	4	▶
14	1040621	Pistone	Piston	1	
15	1150560	Distanziale	Spacer	1	
16	1150600	Anello	Ring pin	2	
17	1150540	Perno	Hub pin	1	
18	1150510	Corpo superiore	Body	1	⊗
20	780330	Vite TCEI M6x20	Screw	4	C <sub>10</sub>
21	1150530	Ghiera	Ring nut	1	⊗
22	394760	Molla	Spring	1	⊗
23	1150550	Manopola	Knob	1	
24	1150570	Ghiera	Ring nut	1	
26	130491	Rubinetto 3/8" G - 1/2" G M-M DX	Cock	2	⊕
27	130171	Tappo 3/8" G	Plug	1	⊕ C <sub>20</sub>
28	1150500	Corpo valvola	Valve body	1	
29	1150590	Staffa	Bracket	1	
30	390311	Rondella	Washer	2	
31	180431	Vite TE M8x16	Screw	2	C <sub>20</sub>
32	1040770	Raccordo	Fitting	1	
34	1040790	Girello 3/4" G	Ring nut	2	
35	1150580	Portagomma Ø 13	Hose tail	2	
36	1040760	Raccordo 3/4" G M	Fitting	1	
37	480550	Anello seeger Øe 12	Ring	1	
38	1150650	Vite TCTC M3x60	Screw	1	⊕ C <sub>5</sub>
39	110131	Girello 1/2"	Ring nut	3	
40	1150660	Distanziale	Spacer	1	
41	130492	Rubinetto 3/8" G - 1/2" G M-M SX	Cock	1	⊕
42	1040950	Copiglia	Split pin	1	
43	550370	Curva Ø 25	Elbow	1	

Pos	Cod.	Descrizione	Description	Q.ty	Note
44	550242	Girello 1" G	Ring nut	1	
45	550350	Guarnizione OR Ø 23,81X2,62	O-ring	1	▶
46	800720	Raccordo 3/4" G - 1" G F-M	Fitting	1	⊕
47	960160	Guarnizione OR Ø 17,86x2,62	O-ring	2	▶
48	1040810	Portagomma	Hose tail	2	
49	1040800	Ghiera	Ring nut	2	
50	110130	Girello 1/2"	Ring nut	1	
51	450145	Flangia	Flange	1	

○ Non compreso nel RM 40 - No part of RM 40  
● Compresso nella pompa - Part of pump



➔  
Posizione targa di identificazione.  
Pump and manufacturer identification.

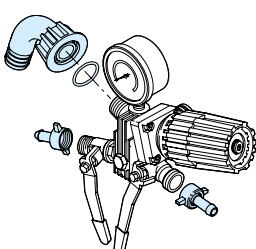
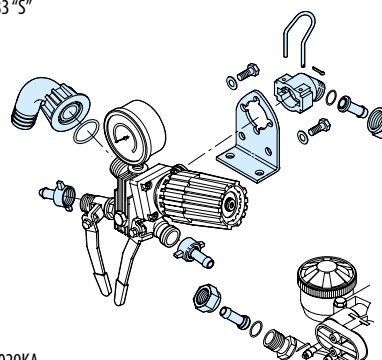
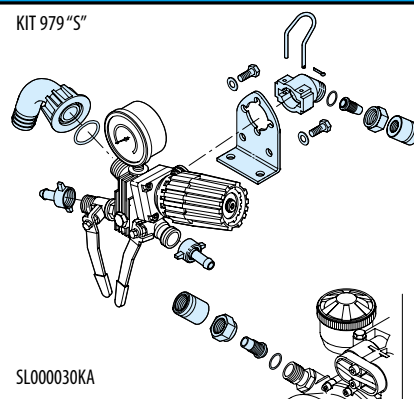
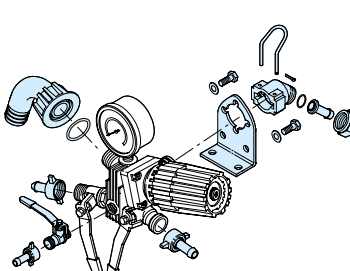
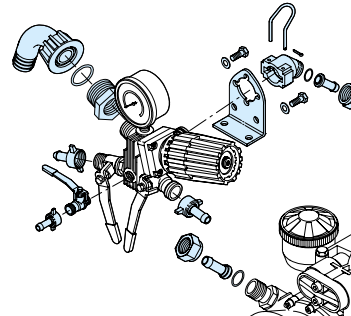
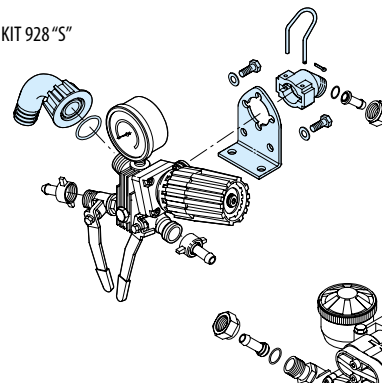
KIT 1988 OR O-Rings	
Pos.	Q.ty
4	2
13	4

KIT 1989 Pronto intervento Maintenance repair			
Pos.	Q.ty	Pos.	Q.ty
4	4	23	1
6	1	24	1
9	1	37	1
11	1	38	1
12	1	40	1
13	1	42	1
15	1		
17	1		
21	1		
22	1		

		<b>Kit I - AR 503</b>	<b>Kit S</b>	<b>Kit S - AR 503</b>	<b>Kit S - AR 503</b>	<b>Kit S - AR 503</b>	<b>Kit S - AR30 AR40 AR50</b>
	2 vie			+1 via	con autoblocc.	senza autoblocc.	senza autoblocc.
RM 40	<b>920</b>	<b>977</b>	<b>983</b>	<b>984</b>	<b>979</b>	<b>928</b>	<b>985</b>
	<b>903</b> Manometro isometrico/Isometric Gauge						

**RM 40**

**Kit per/for RM 40**

<p><b>KIT 977 "I"</b></p>  <p>SL000026KA</p>	<p><b>KIT 983 "S"</b></p>  <p>SL000029KA</p>	<p><b>KIT 979 "S"</b></p>  <p>SL000030KA</p>
<p><b>KIT 985 "S"</b></p>  <p>SL000031KA</p>	<p><b>KIT 984 "S"</b></p>  <p>SL000032KA</p>	<p><b>KIT 928 "S"</b></p>  <p>SL000033KA</p>

**Gruppi comando  
Control units**

**Comando incorporato e separato - Build-in control unit and remote control**

<b>KIT 977 "I"</b> Comando incorporato Build in control		<b>KIT 983 "S"</b> Comando separato Remote control				<b>KIT 979 "S"</b> Comando separato Remote control			
Pos.	Q.ty	Pos.	Q.ty	Pos.	Q.ty	Pos.	Q.ty	Pos.	Q.ty
1	1	1	1	42	1	1	1	47	2
3	1	3	1			3	1	48	2
13	1	6	1			6	1	49	2
39	2	13	3			13	1		
		29	1			29	1		
		30	2			30	2		
		31	2			31	2		
		32	1			32	1		
		34	2			34	2		
		35	2			39	2		
		39	2			42	1		
Per / for AR 503		Per / for AR 503				Per / for AR 503			

<b>KIT 985 "S"</b> Comando separato Remote control				<b>KIT 984 "S"</b> Comando separato Remote control				<b>KIT 928 "S"</b> Comando separato Remote control			
Pos.	Q.ty	Pos.	Q.ty	Pos.	Q.ty	Pos.	Q.ty	Pos.	Q.ty	Pos.	Q.ty
1	1	39	3	6	1	43	1	1	1		
3	1	42	1	13	2	44	1	3	1		
6	1			26	2	45	1	6	1		
13	2			29	1	46	1	13	1		
26	1			30	2			29	1		
29	1			31	2			30	2		
30	2			32	1			31	2		
31	2			34	2			32	1		
32	1			35	2			42	1		
34	1			39	3						
35	1			42	1						
Per / for AR 30 - AR 40 - AR 50				Per / for AR 503				Per / for AR 503			